



USERGUIDE FOR REGISTERING AND USING
IVB E-COMMERCE

CONTENT

- I. ONLINE REGISTER FOR IVB E-COMMERCE SERVICE**
- II. CANCEL ONLINE E-COMMERCE REGISTRATION**
- III. GUIDE FOR BUYING PRODUCTS, PAYMENT ON SERVICE PROVIDERS' WEBSITES**

Introduction

IVB E-commerce is a service which allows customers using IVB Debit Card or bank current account to make online transaction such as buying products, paying bill and service fee on service providers' websites just by simple step.

Using condition

Customers has current account at IVB or using IVB Premium Debit Card (ATM)

Registered IVB Internet Banking service

For more detail please access: www.indovinabank.com.vn

I. ONLINE REGISTER FOR IVB E-COMMERCE SERVICE

Please Sign In

[Virtual keyboard?](#)

Username

Password



[Reload](#)

Enter above code

Language

STEP1 ➤ Log-in IVB Internet Banking through the link:

https://ebanking.indovinabank.com.vn/?lang=vi_VN

STEP2 ➤ Input *Username*, *Password* and input *Security Code* => click *Sign In*

Noted: **Username** is the *first 7 digits of the account number* at IVB bank

IVB E-COMMERCE USERGUIDE

IVB NGÂN HÀNG TNHH INDOVINA
世越銀行 INDOVINA BANK LTD.

(+84) 1900 588 879
support@indovinabank.com.vn

Home Page User Profile Help Desk Logout (1032376)

Information Inquiries

- Account
 - Current account
 - Time deposit
 - Loan
- Card
 - Card Summary
 - Statements
 - Reward Points
- Online Deposit
 - Open Account
 - Close Account
 - Change renewal method
 - List of accounts
 - Active accounts
 - Closed accounts
- Payment
 - Online Transactions
 - Template Management
 - Pending Transactions
 - View Transaction Results
- Others
 - Letters of credit
 - Bills and Collections
 - Lock card/Unlock card temporarily
- Support
 - Register for online Mobile Banking
 - IVB E-commerce Registration**

TRAN VU HOANG

CURRENT ACCOUNT

ACCOUNT	CCY	NAME	CURRENT BALANCE	BLOCKED AMOUNT	AVAILABLE BALANCE
1032376-001	VND	TRAN VU HOANG-VND-C/A	1,229,586	0	1,229,586

LAST LOGIN TO CURRENT DATE

NO.	START TIME	END TIME	HOST	LOCATION
1	19-SEP-2017:08:57:51	19-SEP-2017:08:57:58	10.1.0.125	-
2	19-SEP-2017:08:41:32	19-SEP-2017:08:45:46	10.1.0.125	-
3	19-SEP-2017:08:40:50	19-SEP-2017:08:41:08	10.1.0.125	-
4	14-SEP-2017:11:11:50	14-SEP-2017:11:11:53	14.161.32.204	VIETNAM
5	13-SEP-2017:15:52:09	13-SEP-2017:15:55:53	115.75.6.204	VIETNAM
6	11-SEP-2017:09:27:40	11-SEP-2017:09:34:56	14.161.32.204	VIETNAM
7	08-SEP-2017:16:08:05	08-SEP-2017:16:12:23	14.161.32.204	VIETNAM
8	08-SEP-2017:15:13:53	08-SEP-2017:15:14:35	14.161.32.204	VIETNAM
9	08-SEP-2017:10:24:26	08-SEP-2017:10:57:50	14.161.32.204	VIETNAM
10	08-SEP-2017:09:21:49	08-SEP-2017:09:22:36	14.161.32.204	VIETNAM

* Your Internet Banking account "1032376" is logged in from "Firefox-36.0" on "Windows".

STEP3 ➤ At Support category select **IVB E-commerce Registration**

IVB E-COMMERCE USERGUIDE

IVB NGÂN HÀNG TNHH INDOVINA 世越銀行 INDOVINA BANK LTD. (+84) 1900 588 879 BMT support@indovinabank.com.vn

Home Page User Profile Help Desk Logout (1032376)

TRAN VU HOANG


IVB E-COMMERCE REGISTRATION

Card Information

Choose Card Number/ Account* 9704341000799203 - TRAN VU HOANG [Card Status Activated][Online Transaction Closed]

E-commerce registration

Authenticated form* Authenticated By SMS

Security code: 

Input security code:* PLMB

I confirm that I have read, understood and agreed with the [Terms and Conditions](#) of IVB.
 Accept Terms and Conditions Decline Terms and Conditions

Back **E-commerce registration**

- Information Inquiries
 - Account
 - Current account
 - Time deposit
 - Loan
 - Card
 - Card Summary
 - Statements
 - Reward Points
- Online Deposit
 - Open Account
 - Close Account
 - Change renewal method
 - List of accounts
 - Active accounts
 - Closed accounts
- Payment
 - Online Transactions
 - Template Management
 - Pending Transactions
 - View Transaction Results
- Others
 - Letters of credit
 - Bills and Collections
 - Lock card/Unlock card temporarily
- Support
 - Register for online Mobile Banking
 - IVB E-commerce Registration

STEP4 ➤ Select *Card number (ATM)/ Account* => select *online E-commerce registration* => select *authenticated form (SMS/Token)* => input *Security code*

STEP5 ➤ Accept IVB's **Terms and Conditions** and click *E-commerce registration*

Noted: Customers can select register for **Card (ATM)** or **Account**

IVB E-COMMERCE USERGUIDE

Information Inquiries

- Account
 - Current account
 - Time deposit
 - Loan
- Card
 - Card Summary
 - Statements
 - Reward Points
- Online Deposit
 - Open Account
 - Close Account
 - Change renewal method
- List of accounts
 - Active accounts
 - Closed accounts
- Payment
 - Online Transactions
 - Template Management
 - Pending Transactions
 - View Transaction Results
- Others
 - Letters of credit
 - Bills and Collections
 - Lock card/Unlock card temporarily
- Support
 - Register for online Mobile Banking
 - IVB E-commerce Registration

TRAN VU HOANG

REGISTER INFORMATION
Authenticated code (OTP) has been sent to your registered telephone number.

Type: (ATM) Domestic Debit Card
Card holder /Account name: TRAN VU HOANG
Card number/ Account number: 9704341000799203

Input confirm code from SMS: ← Confirm code from SMS

Back Continue

STEP6 ➤ Confirmation display for E-commerce registration => input *Confirm code from SMS* and then click **Continue**

Noted:

- ***For SMS Authentication method:***
Customers will receive Confirm code from registered mobile phone number with IVB
- ***For Token Authentication method:***
Customers input Confirm code from Token devices

IVB E-COMMERCE USERGUIDE

The screenshot displays the IVB (Indovina Bank) e-commerce portal. The header includes the IVB logo, the bank's name in Vietnamese and English, and contact information. The user is logged in as TRAN VU HOANG. The left sidebar contains a navigation menu with categories like Information Inquiries, Online Deposit, Payment, Others, and Support. The main content area shows the 'REGISTER INFORMATION' for a Domestic Debit Card, listing details such as card holder name, card number, and registration date. A confirmation message states: 'CUSTOMER HAS SUCCESSFULLY REGISTERED IVB E-COMMERCE SERVICE. Thank you for using IVB service.' Below this message are 'Continue' and 'Print Detail' buttons.

IVB NGÂN HÀNG TNHH INDOVINA
世越銀行 INDOVINA BANK LTD.

(84-28) 3942 1048
(+84) 1900 588 879
support@indovinabank.com.vn

Home Page ● User Profile ● Help Desk ● Logout (1032376)

TRAN VU HOANG

REGISTER INFORMATION

Type: (ATM) Domestic Debit Card
Card holder /Account name: TRAN VU HOANG
Card number/ Account number: 9704341000799203
Maker Date/Time: 19-SEP-2017 09:02:47
Maker name: TRAN VU HOANG

CUSTOMER HAS SUCCESSFULLY REGISTERED IVB E-COMMERCE SERVICE
Thank you for using IVB service.

Continue Print Detail

Information Inquiries

- Account
 - Current account
 - Time deposit
 - Loan
- Card
 - Card Summary
 - Statements
 - Reward Points
- Online Deposit**
 - Open Account
 - Close Account
 - Change renewal method
- List of accounts
 - Active accounts
 - Closed accounts
- Payment**
 - Online Transactions
 - Template Management
 - Pending Transactions
 - View Transaction Results
- Others**
 - Letters of credit
 - Bills and Collections
 - Lock card/Unlock card temporarily
- Support**
 - Register for online Mobile Banking
 - IVB E-commerce Registration

STEP7 ➤ Successfully registered
IVB E-commerce service

II. CANCEL ONLINE E-COMMERCE REGISTRATION

The screenshot displays the IVB E-commerce Registration cancellation interface. At the top left, the IVB logo and bank name 'NGÂN HÀNG TNHH INDOVINA' are visible. The user's name 'TRAN VU HOANG' is shown in the top right. The main content area is titled 'IVB E-COMMERCE REGISTRATION' and includes a 'Card Information' section. A dropdown menu for 'Choose Card Number/Account*' is set to '9704341000799203 - TRAN VU HOANG [Card Status Activated][Online Transaction Activated]'. Below this, a second dropdown menu is set to 'Cancel E-commerce registration'. A security code 'LCGX' is entered in the 'Input security code:*' field. At the bottom, there are two buttons: 'Back' and 'Cancel E-commerce registration', with the latter highlighted by a red box. The left sidebar contains various navigation categories like 'Information Inquiries', 'Account', 'Card', 'Online Deposit', 'Payment', 'Others', and 'Support', with 'IVB E-commerce Registration' highlighted at the bottom.

STEP1 ➤ Select **Card number (ATM)/Account** => select **Cancel E-commerce registration** => Input **Security code** => click **Cancel E-commerce registration**

IVB E-COMMERCE USERGUIDE

The screenshot displays the IVB (Indovina Bank) e-commerce portal. The top navigation bar includes the IVB logo, the bank's name in Vietnamese and English, contact information, and user navigation links. A left sidebar contains a menu with categories like Information Inquiries, Online Deposit, Payment, Others, and Support. The main content area shows the user's name, a 'CANCEL INFORMATION' section with details of the canceled card, a success message, and two buttons: 'Continue' and 'Print Detail'.

IVB NGÂN HÀNG TNHH INDOVINA
世 越 銀 行 INDOVINA BANK LTD.

(+84-28) 3942 1048
(+84) 1900 588 879
support@indovinabank.com.vn

Home Page ● User Profile ● Help Desk ● Logout (1032376)

TRAN VU HOANG

CANCEL INFORMATION

Type: (ATM) Domestic Debit Card
Card holder /Account name: TRAN VU HOANG
Card number/ Account number: 9704341000799203
Maker Date/Time: 19-SEP-2017 09:04:30
Maker name: TRAN VU HOANG

CUSTOMER HAS CANCELED SUCCESSFULLY REGISTERED IVB E-COMMERCE SERVICE
Thank you for using IVB service.

Continue Print Detail

Information Inquiries

- Account
 - Current account
 - Time deposit
 - Loan
- Card
 - Card Summary
 - Statements
 - Reward Points

Online Deposit

- Open Account
- Close Account
- Change renewal method
- List of accounts
 - Active accounts
 - Closed accounts

Payment

- Online Transactions
- Template Management
- Pending Transactions
- View Transaction Results

Others

- Letters of credit
- Bills and Collections
- Lock card/Unlock card temporarily

Support

- Register for online Mobile Banking
- IVB E-commerce Registration

STEP 2 ➤ Confirmation display for successfully Canceled E-commerce registration

III. GUIDE FOR BUYING PRODUCTS, PAYMENT ON SERVICE PROVIDERS' WEBSITES

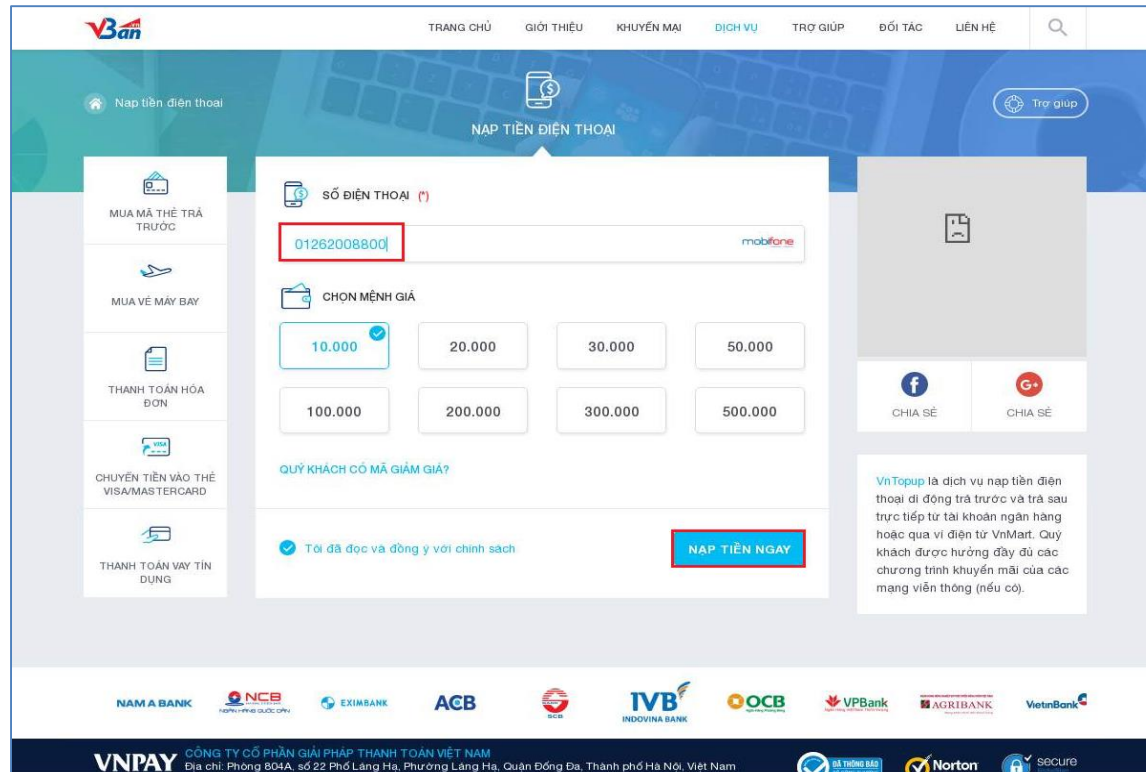
For doing online transaction such as shopping, buying goods, paying bills, Customers can review list of merchant [here](#)

STEP1 ➤ Access provider website




STEP2 ➤ Select and input service required information (For example VnTopup service), customers input **Mobile Phone Number => select VnTopup Value => VNTOPUP IMMEDIATELY**

Noted: Each service has different payment methods, customers can follow providers' instructions at their website.

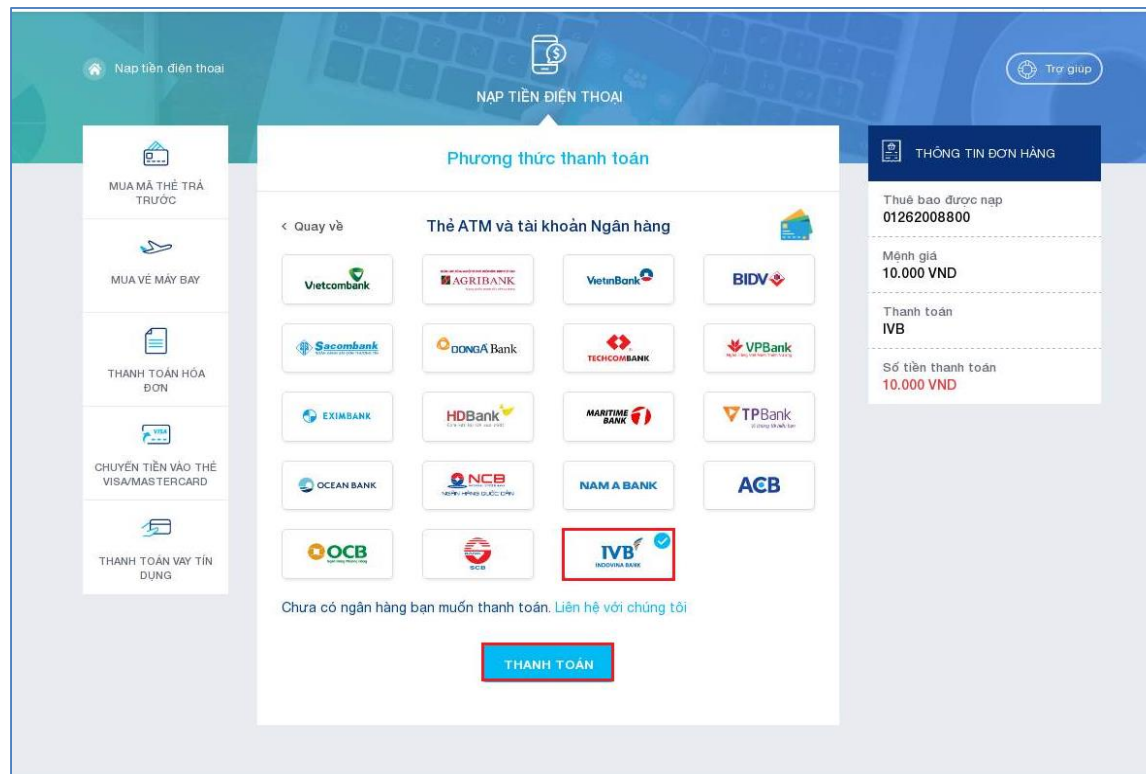


STEP3 ➤ Choose payment method “ATM Card and Bank Account”

IVB E-COMMERCE USERGUIDE




STEP4 ➤ Choose icon  "Payment Bank" => click **Payment**

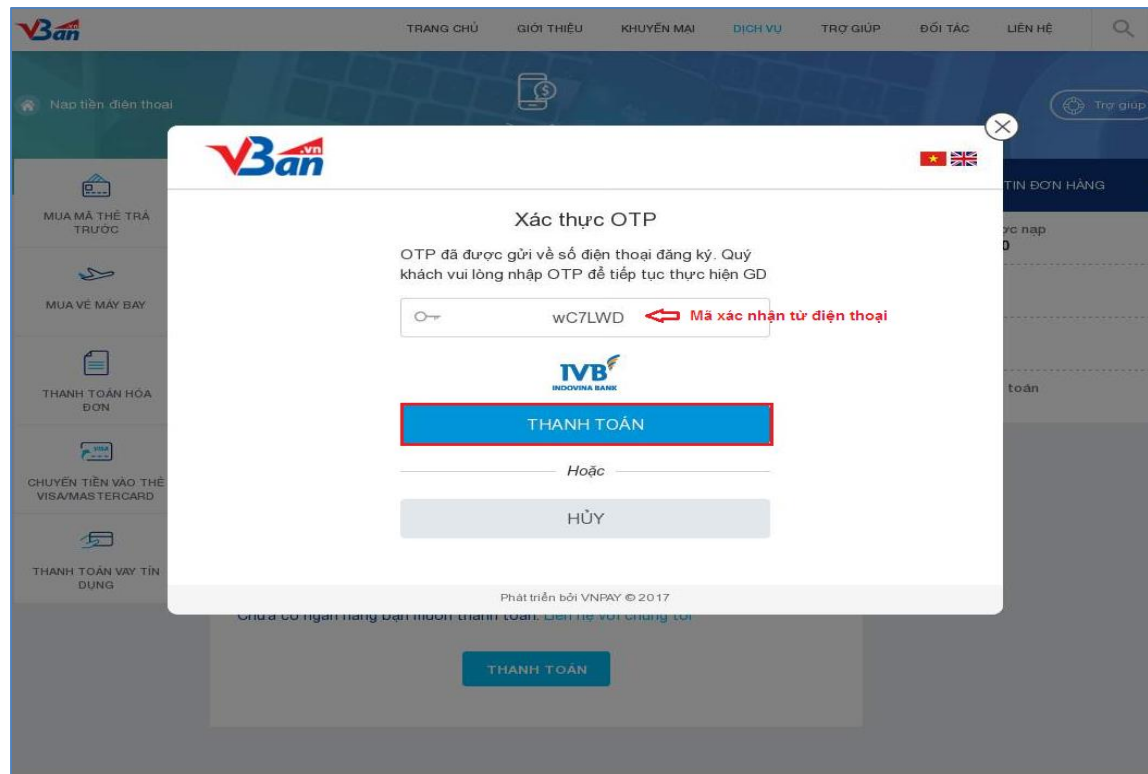


STEP5 ➤ Choose payment methods through **Card Number** or **Account Number**

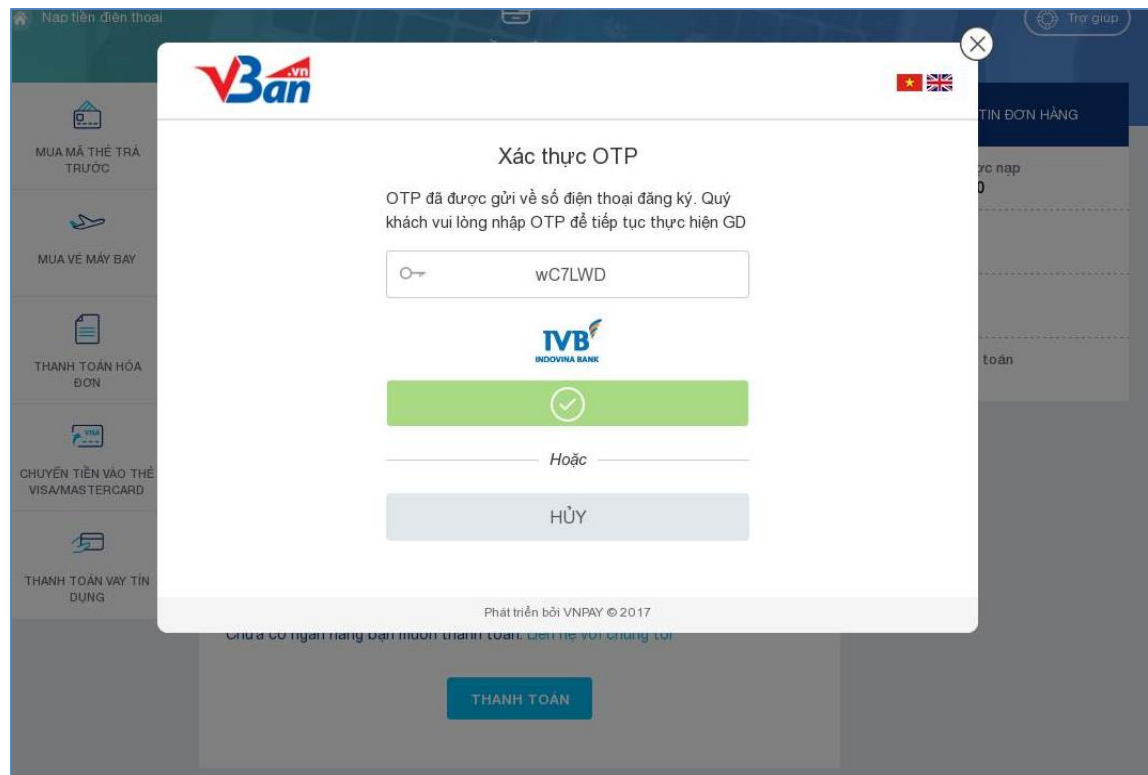
- **Payment through Card Number:** Choose **Card Number** => input **Card Number** => input **Card Holder Name** => click **Confirm**
- **Payment through Account Number:** Choose **Account** => input **Account Number** => input **Account Holder Name** => click **Confirm**



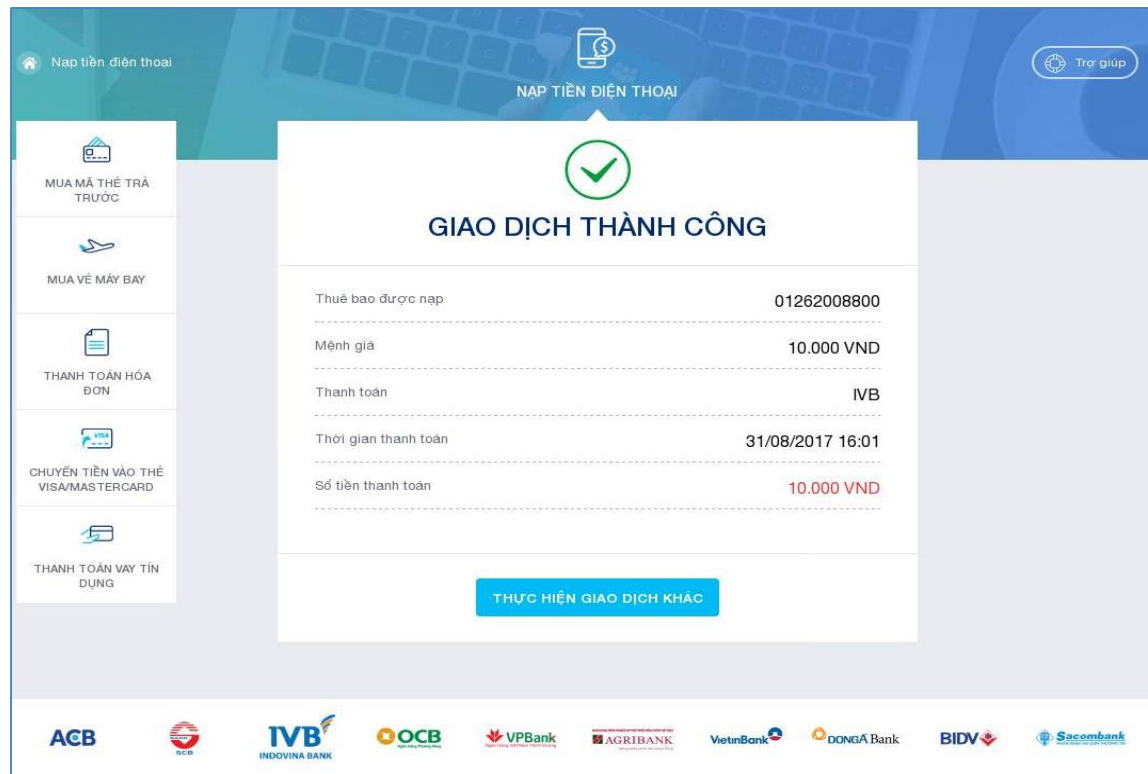
STEP6 ➤ Input **OTP Code** from IVB system sent to registered mobile phone number => click **Payment**



STEP7 ➤ Confirm payment and complete



STEP8 ➤ Successfully confirmation



STEP9 ➤ Successful transaction display